


CRITICAL SKILLS



Digital Fluency: Prepare for Tomorrow

Technology – from tablets to telehealth – is transforming health care. Be ready for coming changes. Advance your career. Learn digital skills.

If technology scares you, get familiar with digital devices and tools and ease your fears. If you're an early adapter, develop this critical skill to be more effective.



Digital Fluency

Join the journey! Sharpen your digital fluency with these 3 steps:

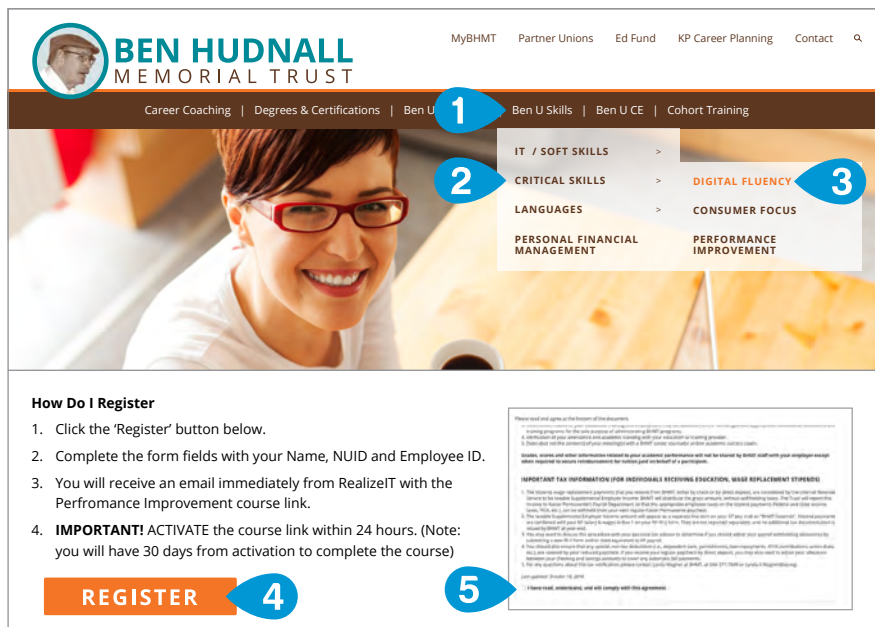
- 1 Take Kaiser Permanente's Digital Fluency course.** This online 4- to 6-hour course is for eligible participants of the Ben Hudnall Memorial Trust and SEIU UHW-West & Joint Employer Education Fund.
 - Sign up at the Ben Hudnall Memorial Trust (bhmt.org/digital-fluency) or SEIU UHW-West & Joint Employer Education Fund (theedfund.org/programs/critical-skills).
- 2 Keep going.** Learn about all 4 critical skills (kpcareerplanning.org/critical-skills) Kaiser Permanente employees need as part of the Workforce of the Future initiative. Explore career paths at kpcareerplanning.org/paths. Talk with your manager and, for education trust-eligible union members, meet with a trust fund career counselor to make a plan.
- 3 Stay involved.** Apply your skills to improve care and service. Encourage colleagues to participate. Learn more about the Workforce of the Future initiative at LMPartnership.org/workforce.

Updated April 2020

ACCESS GUIDE

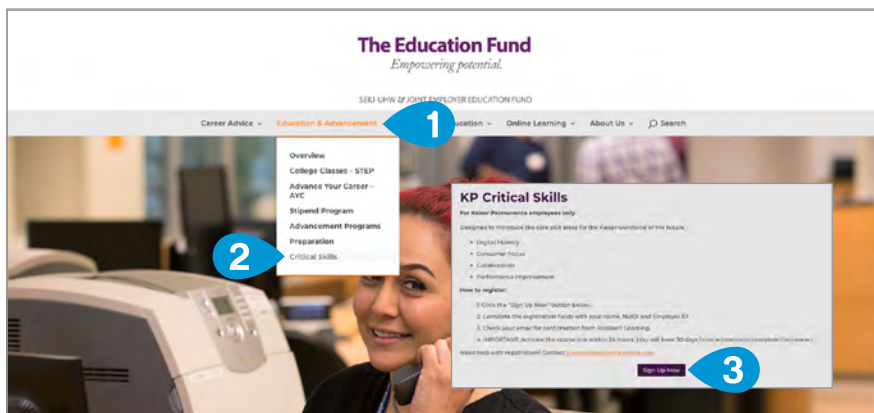
BHMT MEMBERS:

- 1 Go to bhmt.org and hover over "Ben U Skills" on the navigation bar.
- 2 From the drop-down menu, hover over "Critical Skills."
- 3 Click on "Digital Fluency" and read through the course information.
- 4 At the bottom of the Consumer Focus page, click on the "Register" button.
- 5 Read through the BHMT Student Agreement and click "I agree."



ED FUND MEMBERS:

- 1 Visit theedfund.org and hover over "Education & Advancement" on the navigation bar.
- 2 Click on "Critical Skills."
- 3 Scroll down and click on "Sign Up Now" under KP Critical Skills and follow registration instructions.



COMPLETE YOUR REGISTRATION

- 1 Once at the New user registration page, complete the required fields to sign up and log in!

Need help with registration?

Please contact:

support@realizeitlearning.com

The screenshot shows the "New user" registration form. It includes fields for "First name", "Last name", "Email", "Username (NUID)", "Employee ID Number (EID)", and "Password". There is a "Resend Activation Email" link, a "I'm not a robot" checkbox, and a "Register" button.